

TIOGA COUNTY DEPARTMENT OF SOCIAL SERVICES

Shawn L. Yetter, Commissioner • Gary Grant, Deputy Commissioner



P.O. Box 240 • Owego, N.Y. 13827-0240 • Telephone: (607) 687-8300 • Fax: (607) 687-6168 • NY Relay dial 711
Website: www.tiogacountyny.com

TIOGA COUNTY DEPARTMENT OF SOCIAL SERVICES - AGENDA HEALTH & HUMAN SERVICES LEGISLATIVE COMMITTEE MEETING January 4, 2022

- **BUDGET**

- Gary Grant

- **CASELOADS**

- During December, Cash Assistance decreased 15 cases, with Family Assistance decreasing 5 cases and Safety Net decreasing 10 cases.
- MA-Only increased 23 cases.
- MA-SSI decreased 11 cases.
- Total individuals on Medicaid increased 5 cases to 3,779.
- SNAP cases increased 53 cases.
- Day Care decreased 3 cases.
- Services increased 4 cases.
- See Caseload Summary.

- **PROGRAMMATIC HIGHLIGHTS**

- Tioga Career Center Report.

- **PERSONNEL CHANGES**

- Amanda Miller, Caseworker, hired effective 12/6/2021.
- Debra Bender, Employment Counselor, hired effective 12/6/2021 in TCC.

- **RESOLUTIONS**

- Re-establish Prior Year 2021 Unspent Funds – JD Program.
- Re-establish Prior Year 2021 Unspent Funds – Capital Equipment.
- 2022 Staff Changes

- **PROCLAMATIONS**

- Human Trafficking Awareness Month.



TIOGA COUNTY, NEW YORK

Tioga County YEAR-TO-DATE BUDGET REPORT

POP: 2021 12
 ORIGINAL BUDGET: 2021
 REVISIONS/ADJUSTMENTS: 0
 REVISED BUDGET: 2021
 VTD ACTUAL ENCUMBRANCES: 2021
 AVAILABLE BUDGET: 2021
 PER USE/CR: 2021

A General Fund

40010 Social Services Administration

Account	Original Budget	Revised Budget	Vtd Actual	Encumbrances	Available Budget	Per Use/CR
418110	Repayments of SNAP Benefit	-1,000	0	-1,000	0	0.00
427700	Other unclassified Revenues	0	0	0	0	0.00
436100	State Aid-Social Services Ad	-1,420,000	-49,546	-1,469,546	-565.74	56.6%
446100	Federal Aid-Social Services	-1,850,000	-232,160	-2,082,160	-62,687.00	100.0%
446110	Federal Aid - SNAP Program	-620,000	0	-620,000	-961,378.64	34.6%
446150	Federal Aid-Flexible Fund Fa	-1,931,522	0	-1,931,522	-107,106.00	95.0%
446890	Federal Aid-Other Social Ser	0	0	-531,413	-1,979,054.00	82.6%
510010	Fulltime	3,863,068	-7,560	3,855,508	-51,207.00	97.3%
510020	Part Time/Temporary	102,471	0	102,471	-531,413.00	0%
510030	Overtime Pay Only	70,000	0	70,000	433,033.88	88.8%
510040	Workers Compensation	0	0	0	40,976.23	60.0%
510050	All Other-On Call,Cloth, Strip	38,000	0	38,000	95.79	99.9%
520070	Chairs	1,200	0	1,200	-48.52	100.0%
520090	Computer	8,000	-1,392	6,608	1,938.48	94.9%
520200	Office Equipment	0	26,307	26,307	350.11	70.8%
520210	Other Furniture	0	85	85	6,607.68	0%
530100	Printer	500	0	500	2,898.84	89.0%
530300	Data Processing	69,519	0	69,519	500.00	100.0%
530510	Legal	20,368	0	20,368	-96.51	100.1%
530551	MLR	166,733	0	166,733	10,008.88	50.9%
530582	Security Services	30,000	0	30,000	50,179.58	69.9%
540010	Advertising	700	1,719	2,419	16,500.00	45.0%
540040	Books	8,200	-5,000	3,200	202.50	91.6%
540070	Car Maintenance	7,000	0	7,000	1,686.43	47.3%
540140	Contracting Services	1,010,000	303,712	1,313,712	2,995.24	57.2%
540180	Dues	5,740	0	5,740	123,647.97	90.6%
540201	Food stamps/Client Reimb	4,000	0	4,000	141.00	97.5%
540210	Garbage Disposal	6,000	0	6,000	141.00	97.5%
540220	Automobile Fuel	14,000	236	14,236	523.40	86.9%
540270	Insurance-Liability	39,250	1,868	41,118	712.18	100.0%
540320	Leased/Service Equipment	19,000	0	19,000	1,400.00	100.0%
540330	Legal Fees	3,000	0	3,000	1,521.99	93.1%
540360	Meals/Food	300	-236	64	1,320.31	93.1%
540370	Medical Expense	100	0	100	60.64	98.0%
540390	Mileage Expense	150	0	150	63.92	0%
540420	Office Supplies	27,000	0	27,000	100.00	100.0%
540441	Paternity Testing	500	0	500	150.00	0%
					7,336.22	72.8%
					-78.71	100.0%
					578.71	



TIOGA COUNTY, NEW YORK

Tioga County YEAR-TO-DATE BUDGET REPORT

	ORIGINAL APPROP	TRANSFERS/ADJUSTS	REVISED BUDGET	YTD ACTUAL	PERCENTAGE DIFFERENCE	PERCENTAGE BUDGET	ACT
540480 Postage	24,000	1,368	25,368	36,775.44	.00	-11,407.22	145.0%
540485 Printing/Paper	4,500	0	4,500	3,508.81	.00	991.19	78.0%
540487 Program Expense	15,000	584,880	599,880	84,104.91	.00	505,774.71	15.7%
540620 Software Expense	56,164	746	56,910	56,909.80	.00	.00	100.0%
540640 Supplies (Not Office)	2,400	0	2,400	2,289.02	.00	40.98	98.3%
540660 Telephone	16,000	5,000	21,000	20,558.99	.00	441.01	97.9%
540733 Training/All Other	27,000	0	27,000	6,306.50	.00	20,693.50	23.4%
540810 NYSCHG-Cseu	8,500	0	8,500	-5,891.53	.00	14,391.53	-69.3%
540820 NYSCHG-Eb1cs	40,775	-980	39,795	32,468.00	.00	7,327.00	81.6%
540840 NYSCHG-Legal	17,000	0	17,000	17,274.00	.00	-274.00	101.6%
540850 NYSCHG-Training	4,200	980	5,180	5,180.00	.00	.00	100.0%
581088 State Retirement Fringe	438,842	0	438,842	425,031.73	.00	13,810.27	96.9%
583088 Social Security Fringe	343,076	0	343,076	268,849.58	.00	74,226.42	78.4%
584088 Workers Compensation Fringe	123,237	0	123,237	100,851.68	.00	22,385.32	81.8%
585588 Disability Insurance Fringe	9,379	0	9,379	5,225.22	.00	4,153.78	55.7%
586088 Health Insurance Fringe	1,469,546	-8,400	1,461,146	1,403,785.72	.00	57,360.28	96.1%
588988 Health Insurance COBRA	0	8,400	8,400	8,400.00	.00	.00	100.0%
588988 EAP Fringe	1,265	0	1,265	1,174.08	.00	90.92	92.8%
TOTAL Social Services Administration	2,291,161	98,614	2,389,775	2,602,312.67	186,071.07	-398,609.14	116.7%
AG050 PUBLIC FACILITY FOR CHILDREN							
436100 State Aid-Social Services Ad	-92,000	0	-92,000	-101,400.98	.00	9,400.98	110.2%
510010 Fulltime	54,944	0	54,944	52,838.90	.00	2,105.10	96.2%
510030 Overtime Pay Only	3,000	0	3,000	334.57	.00	2,665.43	11.2%
510050 All Other-On Call,Cloth,Strip	0	7,560	7,560	7,560.00	.00	.00	100.0%
540180 Dues	0	258	258	257.50	.00	.00	100.0%
540191 Electric Utility	1,620	-158	1,463	977.70	.00	369.80	74.7%
540390 Mileage Expense	0	200	200	177.52	.00	22.48	88.8%
540420 Office Supplies	500	0	500	494.94	.00	5.06	99.0%
540487 Program Expense	5,841	-1,319	4,522	4,522.24	.00	.00	100.0%
540550 Rent/Lease	10,200	0	10,200	10,200.00	.00	.00	100.0%
540640 Supplies (Not Office)	1,000	0	1,000	623.63	.00	376.37	62.4%
540660 Telephone	1,000	0	1,000	1,036.16	.00	.00	100.0%
540733 Training/All Other	1,120	-17	1,103	77.25	.00	1,025.35	7.0%
581088 State Retirement Fringe	35,685	0	35,685	7,587.32	.00	28,097.68	21.3%
583088 Social Security Fringe	0	3,806	3,806	3,957.27	.00	-151.24	104.0%
584088 Workers Compensation Fringe	0	1,177	1,177	1,224.34	.00	-47.09	104.0%
585588 Disability Insurance Fringe	0	65	65	67.86	.00	-2.61	104.0%
586088 Health Insurance Fringe	26,005	0	26,005	26,113.88	.00	-108.88	100.4%
588988 EAP Fringe	0	14	14	14.56	.00	-.56	104.0%
TOTAL Public Facility For Children	47,915	12,623	60,538	9,104.66	115.00	51,317.87	15.2%



TIOGA COUNTY, NEW YORK

Tioga County YEAR-TO-DATE BUDGET REPORT

For 2021

ORIGINAL APPROPRIATION	TRANSFERRED TO OTHERS	REVISED BUDGET	YTD ACTUAL	ENCUMBRANCES	AVAILABLE BUDGET	%
------------------------	-----------------------	----------------	------------	--------------	------------------	---

66055 Day Care

418550 Repayments of Day Care Servi	-500	0	-500	-413.00	.00	-87.00	82.6%
436550 State Aid-Day Care	-1,008,000	0	-1,008,000	-685,363.00	.00	-322,637.00	68.0%
540487 Program Expense	1,050,000	-4,523	1,045,477	643,274.97	.00	402,201.87	61.5%
TOTAL Day Care	41,500	-4,523	36,977	-42,501.03	.00	79,477.87	-114.9%

66070 Services For Recipients

436700 State Aid-Services For Recip	-16,000	-18,200	-34,200	-11,960.00	.00	-22,240.00	35.0%
446700 Federal Aid-Services For Rec	-50,000	0	-50,000	-24,741.00	.00	-25,259.00	49.5%
540487 Program Expense	70,000	18,200	88,200	35,054.12	.00	53,145.88	39.7%
TOTAL Services For Recipients	4,000	0	4,000	-1,646.88	.00	5,646.88	-41.2%

66100 Medical Assistance

418010 Repayments Of Medical Assist	-130,000	0	-130,000	-109,174.70	.00	-20,825.30	84.0%
436010 State Aid-Medical Assistance	49,280	0	49,280	32,286.00	.00	16,994.00	65.5%
446010 Federal Aid-Medical Assistan	48,400	0	48,400	46,596.00	.00	1,804.00	96.3%
540487 Program Expense	20,000	0	20,000	.00	.00	20,000.00	.0%
TOTAL Medical Assistance	-12,320	0	-12,320	-30,292.70	.00	17,972.70	245.9%

66182 Medical Assistance - Mmis

540487 Program Expense	7,458,359	-104,306	7,354,053	6,657,578.94	.00	696,474.06	90.5%
TOTAL Medical Assistance - Mmis	7,458,359	-104,306	7,354,053	6,657,578.94	.00	696,474.06	90.5%

66109 Family Assistance

418090 Repayments Family Assistance	-300,000	0	-300,000	-361,215.01	.00	61,215.01	120.4%
-------------------------------------	----------	---	----------	-------------	-----	-----------	--------



TIOGA COUNTY, NEW YORK

Tioga County YEAR-TO-DATE BUDGET REPORT

	FOR FISCAL YEAR	ORIGINAL APPROPRIATION	TRANSFERS/ADJUSTMENTS	REMOVED BUDGET	YTD. EQUAL	ENCUMBRANCES	AMOUNT AVAILABLE	PERCENT USED/YTD
46119 Child Care								
427010 Refunds of Prior Years Expen		0	0	0	-674.00	.00	674.00	100.0%
436090 State Aid-Family Assistance		-12,000	0	-12,000	-116.00	.00	-11,884.00	1.0%
446090 Federal Aid-Family Assistance		-1,500,000	0	-1,500,000	-838,988.00	.00	-661,012.00	55.9%
540487 Program Expense		2,000,000	-9,156	1,990,844	1,726,387.37	.00	264,456.63	86.7%
TOTAL Family Assistance		188,000	-9,156	178,844	525,394.36	.00	-346,550.36	293.8%
46123 Juvenile Delinquent Care								
418190 Repayments of Child Care		-352,282	0	-352,282	-228,895.68	.00	-123,386.32	65.0%
436230 State Aid-Child Care		-1,088,000	0	-1,088,000	-1,327,444.00	.00	239,444.00	122.0%
446190 Federal Aid-Child Care		-505,000	0	-505,000	-451,435.00	.00	-53,565.00	89.4%
540487 Program Expense		2,450,000	0	2,450,000	2,003,618.09	.00	446,381.91	81.8%
TOTAL Child Care		504,718	0	504,718	-4,156.59	.00	508,874.59	-.8%
46129 State Training Schools								
418230 Repayments of Juvenile Delin		-15,000	0	-15,000	-21,738.38	.00	6,738.38	144.9%
436230 State Aid-Juvenile Delinquen		-299,600	-307,672	-607,272	-273,384.24	.00	-333,888.04	45.0%
540487 Program Expense		650,000	498,900	1,148,900	596,032.97	.00	552,867.31	51.9%
TOTAL Juvenile Delinquent Care		335,400	191,228	526,628	300,910.35	.00	225,717.65	57.1%
46140 Safety Net								
540487 Program Expense		383,162	9,156	392,318	392,318.00	.00	.00	100.0%
TOTAL State Training Schools		383,162	9,156	392,318	392,318.00	.00	.00	100.0%
46140 Safety Net								
418400 Repayments of Safety Net Ass		-125,000	0	-125,000	-102,531.55	.00	-22,468.45	82.0%
427010 Refunds of Prior Years Expen		0	0	0	-2,582.00	.00	2,582.00	100.0%
436400 State Aid-Safety Net (Was HI		-219,240	0	-219,240	-162,990.00	.00	-56,250.00	74.3%
446400 Federal Aid-Safety Net (Was		-70,000	0	-70,000	-49,699.00	.00	-20,301.00	71.0%



TIOGA COUNTY, NEW YORK

Tioga County YEAR-TO-DATE BUDGET REPORT

FOR 2021-22

	ORIGINAL PROGRAM APPROP	TRANSFERS/ADJUSTS	REVISED BUDGET	YTD ACTUAL	ENCUMBRANCES	AVAILABLE BUDGET	PCT USED
540487 Program Expense	1,200,000	0	1,200,000	788,563.05	.00	411,436.95	65.7%
TOTAL Safety Net	785,760	0	785,760	470,760.50	.00	314,999.50	59.9%

Social Energy Crisis Assistance Program

418410 Repayments Of Home Energy As	-100,000	0	-100,000	-81,200.83	.00	-18,799.17	81.2%
446410 Federal Aid-Home Energy Assi	85,000	0	85,000	52,658.00	.00	32,342.00	62.0%
540487 Program Expense	15,000	4,523	19,523	19,481.14	.00	42.02	99.8%
TOTAL Energy Crisis Assistance Progr	0	4,523	4,523	-9,061.69	.00	13,584.85	-200.3%

20192 Emergency Assistance To Adults

436420 State Aid-Emergency Aid For	-10,000	0	-10,000	-10,102.00	.00	102.00	101.0%
540487 Program Expense	25,000	0	25,000	22,355.73	.00	2,644.27	89.4%
TOTAL Emergency Assistance To Adults	15,000	0	15,000	12,253.73	.00	2,746.27	81.7%
GRAND TOTAL	12,042,655	198,158	12,240,813	10,882,974.32	186,186.07	1,171,652.74	90.4%

** END OF REPORT - Generated by Andrews, Micklelle **



TIOGA COUNTY, NEW YORK

Tioga County YEAR-TO-DATE BUDGET REPORT

FOR FUND 11

ORIGINAL APPROP	TRANSFERS/ADJUSTS	REVISED BUDGET	YTD ACTUALS	ENCUMBRANCES	AVAILABLE BUDGET	USE %
-----------------	-------------------	----------------	-------------	--------------	------------------	-------

A General Fund

87310 Youth Programs

438200 State Aid-Youth Programs	-37,280	0	-37,280	-27.00	5,700.00	-37,253.00	1%
541540 Reimbursements	46,600	0	46,600	40,900.00	5,700.00	100.0%	
TOTAL Youth Programs	9,320	0	9,320	40,873.00	5,700.00	-37,253.00	499.7%
GRAND TOTAL	9,320	0	9,320	40,873.00	5,700.00	-37,253.00	499.7%

** END OF REPORT - Generated by Andrews, Mickelle **



TIOGA COUNTY, NEW YORK

Tioga County YEAR-TO-DATE BUDGET REPORT

Original Appropriation	Transfer/Adjustments	Revised Budget	YTD Actual	Encumbrances	Available Budget	Percent Used
------------------------	----------------------	----------------	------------	--------------	------------------	--------------

CD Federal: Employment Programs

CD6253 Federal Employment Programs

424010	Interest And Earnings	0	0	0	-6.11	6.11	100.0%
447910	Federal Aid-Federal Employme	-280,368	0	-300,368	-253,243.19	-47,124.81	100.0%
450310	Interfund Transfers	0	0	0	-50,000.00	50,000.00	100.0%
510010	Fulltime	149,193	0	149,193	145,897.08	5,295.92	97.8%
520070	Chairs	0	5,616	5,616	5,616.39	.00	100.0%
520200	Office Equipment	0	1,190	1,190	1,189.93	.00	100.0%
530551	M.R.	13,922	0	13,922	10,600.17	3,321.83	76.1%
540010	Advertising	0	4,300	4,300	534.00	3,766.00	12.4%
540130	Contracts	0	4,694	4,694	.00	4,693.68	.0%
540140	Contracting Services	16,640	0	16,640	2,300.00	6,540.00	26.0%
540190	Education Reimbursements	2,061	-7,800	8,840	9,998.00	2,063.00	82.9%
540420	Office Supplies	1,200	10,000	12,061	1,003.59	2,196.41	31.4%
540480	Postage	450	2,000	3,200	148.82	301.18	33.1%
540733	Training/All other	500	0	500	.00	500.00	.0%
581088	State Retirement Fringe	21,072	815	21,887	22,761.96	-875.46	104.0%
583088	Social Security Fringe	11,681	0	11,681	10,931.34	749.66	93.6%
584088	Workers Compensation Fringe	4,233	0	4,233	3,673.02	559.98	86.8%
585588	Disability Insurance Fringe	339	0	339	203.58	135.42	60.1%
586088	Health Insurance Fringe	59,032	1,828	60,860	62,290.02	-1,430.02	102.3%
589988	EAP Fringe	45	0	45	43.68	1.32	97.1%
TOTAL	Federal Employment Programs	0	2,643	2,643	-26,057.72	28,700.22	-986.1%
GRAND TOTAL		0	2,643	2,643	-26,057.72	28,700.22	-986.1%

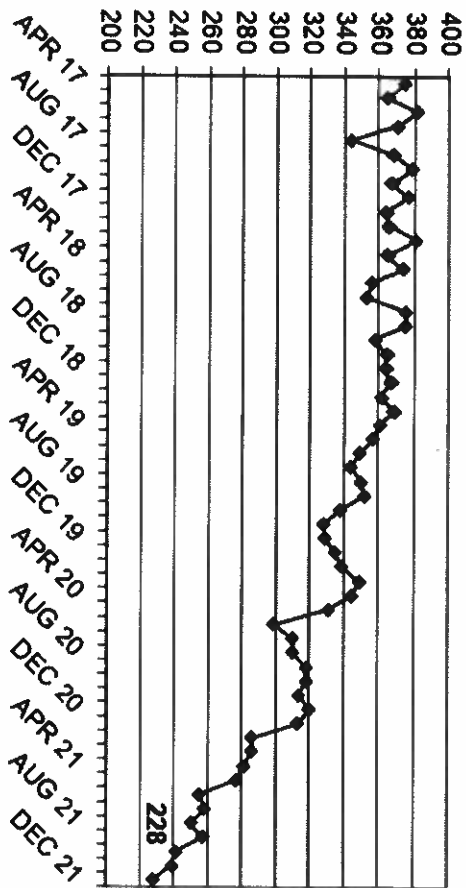
** END OF REPORT - Generated by Andrews, Micklelle **

CASELOAD CHANGES - 2021

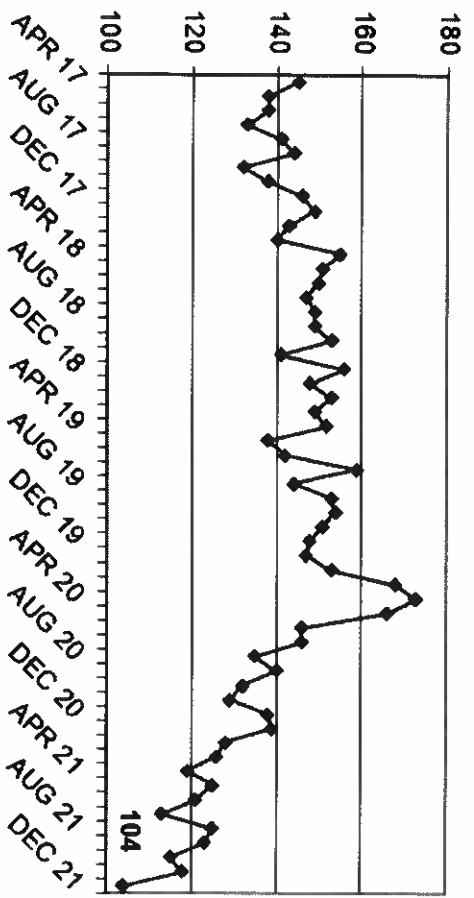
**TIOGA COUNTY DEPARTMENT OF
SOCIAL SERVICES**

Cases			
	12/31/2020	12/31/2021	% Change
FA	168	138	-18%
SNA Singles	97	72	-26%
SNA Families	11	9	-18%
Total TA	276	219	-21%
MA-Only	1,825	2,023	11%
MA-SSI	1,191	1,163	-2%
Total MA	3,016	3,186	6%
SNAP	2,510	2,644	5%
Day Care	104	96	-8%
Services	311	301	-3%
Individuals			
	12/31/2020	12/31/2021	% Change
FA	320	228	-29%
SNA Singles	97	72	-26%
SNA Families	41	32	-22%
Total TA	458	332	-28%
MA-Only	2,035	2,284	12%
MA-SSI	1,191	1,163	-2%
Total MA	3,226	3,447	7%
SNAP	4,706	5,000	6%
Services	722	721	0%
Individuals On Medicaid			
	12/31/2020	12/31/2021	% Change
TA	458	332	-28%
MA	3,226	3,447	7%
ADC-FC	0	0	0%
TOTAL	3,684	3,779	3%

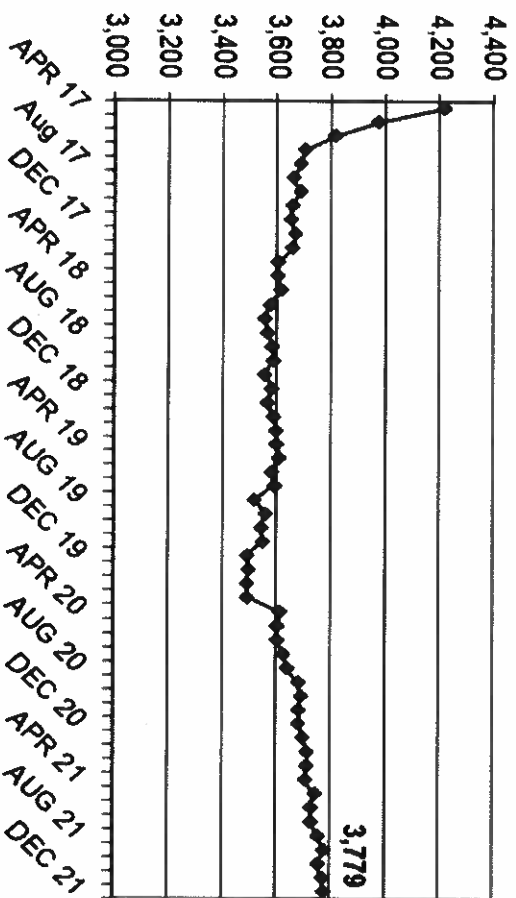
Total Family Assistance Recipients
 April 2017 - Dec. 2021



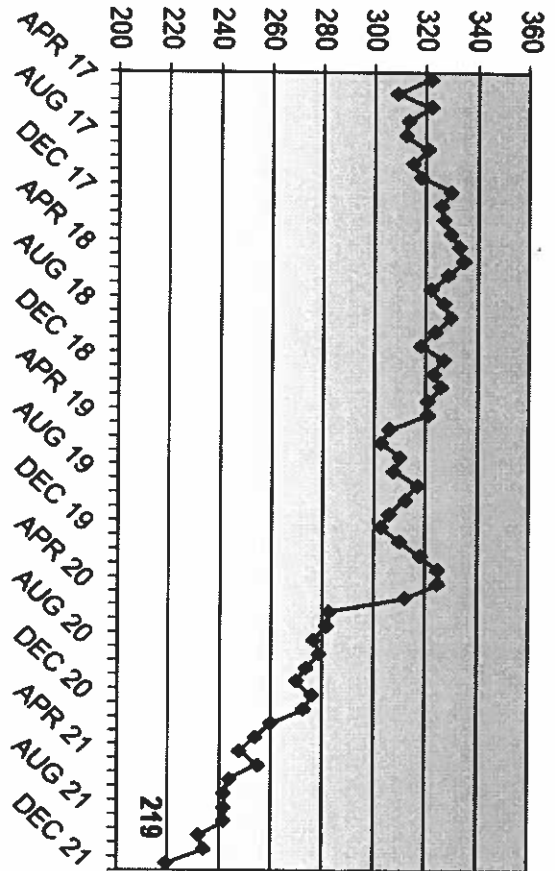
Total Safety Net Recipients
 April 2017 - Dec. 2021



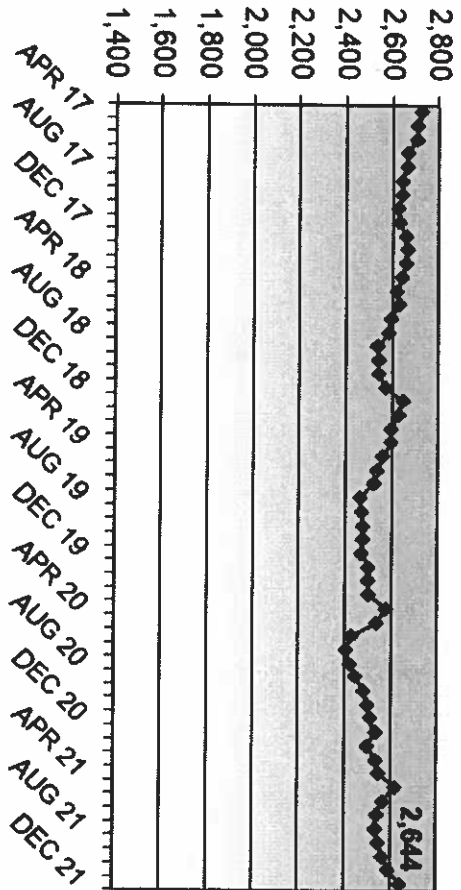
Total Medicaid Recipients
 April 2017 - Dec. 2021



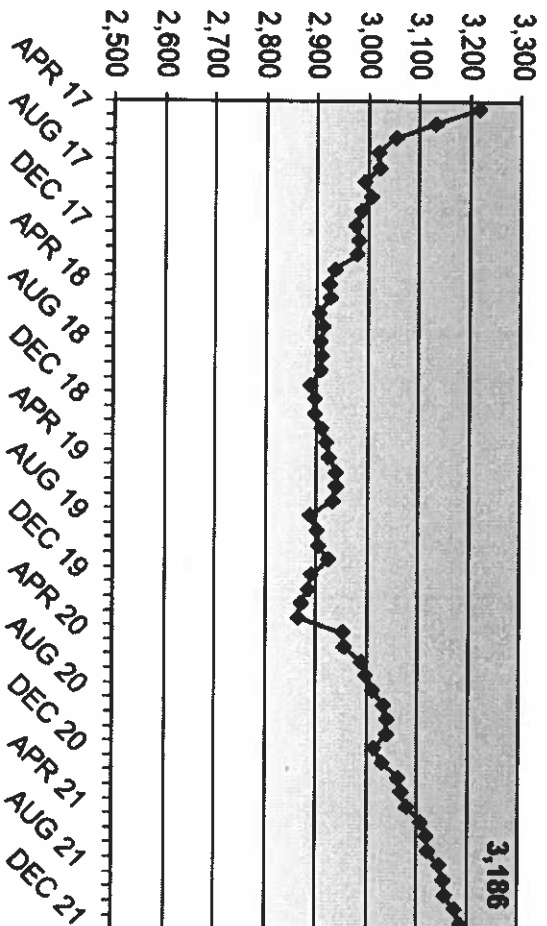
Total Temporary Assistance Case
April 2017 - Dec. 2021



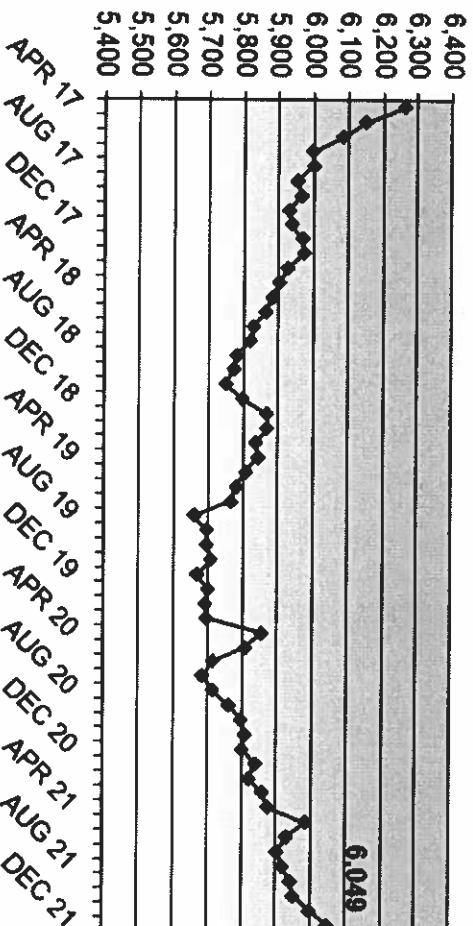
Total SNAP Caseload
April 2017 - Dec. 2021



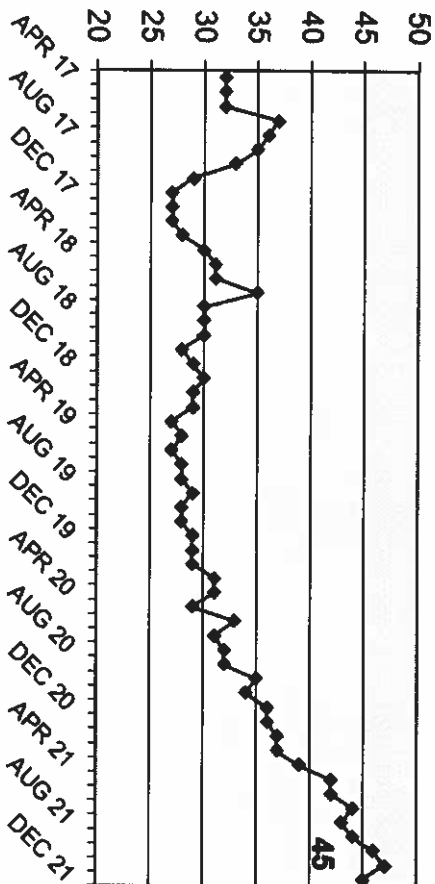
Total Medicaid Caseload
April 2017 - Dec. 2021



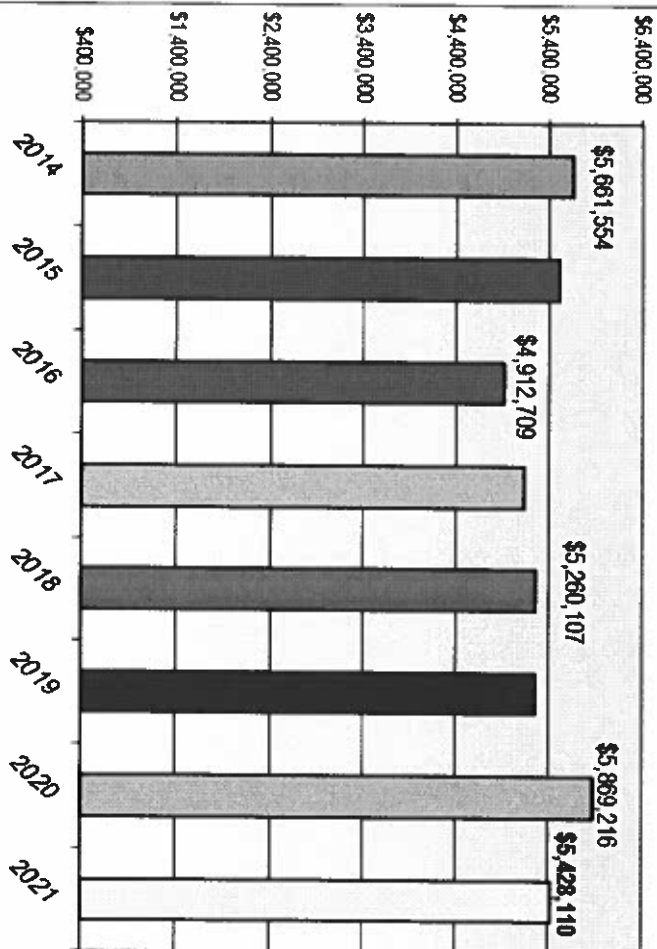
Total Transitional Supports Caseload
April 2017 - Dec. 2021



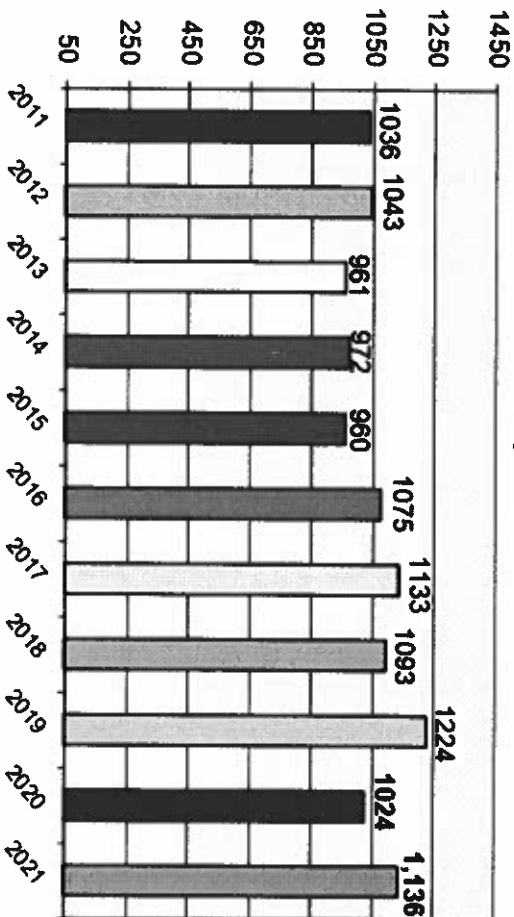
**Children in Foster Care
at End of Month
April 2017 - Dec. 2021**



**Child Support Collections
2014 - 2020 Annual Totals
Jan. - Dec. 2021**



**Child Protective Services
State Central Register Reports (Hotline)
2011 - 2020 Annual Totals
January - Dec. 2021**





TIOGA CAREER CENTER

1062 Rte. 38 • P.O. Box 108
Owego, New York 13827
607-687-8500
Fax: 607-687-7759



COMMITTEE MEETING

1/4/22

WIOA

Current open job postings in Tioga = 423

106 new Unemployment claims opened in December but only 47 had claim effective dates in December. The rest were older claims that finally opened up, and most of the new claims were seasonal.

Unemployment:

	Nov '21	Oct '21	Nov '20
Tioga	3.4	3.7	5.2
NYS	5.5	5.9	8.3
US	4.2	4.6	6.7

NEW BUSINESS: Meble Furniture Distribution Center has opened in Apalachin.

Meble Furniture sells home furnishings via their website and on other highly-recognizable online channels like Wayfair, Overstock, Amazon, and Walmart. With a modern approach to design, the company’s products focus on minimalistic details that are often accentuated by special LED lighting. Providing their extensive customer base with furniture for any room of the house, choices are abundant. Meble’s freestanding or wall-mounted TV stands are popular and, with a unique twist, electric fireplace TV stands are also available. Other furniture includes entertainment centers, wardrobes, sofas, sideboards, bookcases, nightstands, tables, shelves, and beds

With this latest Distribution Center, we continue to see the area changing from manufacturing to distribution. While manufacturing remains strong in the Southern Tier area, it has not regained its foothold that it had before the 2008 recession.

In our area, we currently have Best Buy, CVS, Fed Ex, Dicks, Amazon and now Meble. These Distribution Centers may attract other warehouse/distribution centers to the area. Jobs range from entry level to more advanced positions.

Tioga Career Center is working with Meble Furniture to access other services including Department of Labor Business Services and assisting in job posting, On the Job Training (OJT) opportunities and hiring.

REFERRED TO: HEALTH & HUMAN SERVICES COMMITTEE
FINANCE COMMITTEE

RESOLUTION NO. - 22 RE-ESTABLISH PRIOR YEAR 2021
UNSPENT FUNDS FOR 2022 BUDGET
SOCIAL SERVICES

WHEREAS: NYS has not billed the Department of Social Services for the local share of Secure Detention Services for 2015 through 2020; and

WHEREAS: The Department of Social Services has estimated the amount of unbilled services to be \$191,228; and

WHEREAS: Re-establishment of prior year funds requires Legislative approval; therefore be it

RESOLVED: That the following account and amount are re-established and the 2022 budget is amended.

A6010.540487 JD Program Expense	\$ 191,228.00
---------------------------------	---------------

REFERRED TO:

HEALTH & HUMAN SERVICES COMMITTEE
FINANCE COMMITTEE

RESOLUTION NO. -22

RE-ESTABLISH PRIOR YEAR 2021
CAPITAL EQUIPMENT FUNDS
AMEND 2022 BUDGET
SOCIAL SERVICES

WHEREAS: Tioga County Social Services ordered 4 vehicles utilizing 2021 budgeted monies. Due to COVID production delays, the vehicles will not be received prior to the closing of the budget year 2021; and

WHEREAS: 2021 Capital Equipment funds and related revenues need to be re-established and the 2022 budget increased accordingly; therefore be it

RESOLVED: That Capital Equipment Cars/Truck account H6010 521060 be re-established with 2021 money in the amount of \$73,461.72 and the 2022 budget be increased accordingly.

H6010 521060	Cars/Truck	\$73,461.72
H6010 436100	State Aid-Social Services Admin	\$14,692.34
H6010 446100	Federal Aid-Social Services-Admin	\$36,730.86

REFERRED TO: HEALTH & HUMAN SERVICES COMMITTEE
PERSONNEL COMMITTEE
LEGISLATIVE WORKSESSION

RESOLUTION NO. -22 2022 STAFF CHANGES
DEPARTMENT OF SOCIAL SERVICES

WHEREAS: The Commissioner of Social Services requested staffing changes as part of the 2022 Budget process; and

WHEREAS: These requests were approved by the County Legislature; therefore be it

RESOLVED: That the following staffing changes be effective retroactive to January 1, 2022:

<u>Name</u>	<u>Current Title/ Salary</u>	<u>New Title/ Salary</u>	<u>Budget Impact</u>
Create		Case Supervisor, Grade B (CSEA Grade 14)	+ \$53,384
Create		Principal Social Welfare Examiner (CSEA Grade 10)	+ \$44,246
Create		Social Welfare Examiner (CSEA Grade 6)	+ \$33,416
Abolish	Accounting Associate I (Vacant) (CSEA Grade 4)		- \$28,352

and be it further:

RESOLVED: That the Department of Social Services authorized full-time headcount is increased from 86 to 88.

**COUNTY OF TIOGA
EXECUTIVE PROCLAMATION**

WHEREAS: Each year, January is recognized as National Human Trafficking Awareness Month and January 11 is Wear Blue for Human Trafficking Awareness Day. Tioga County's Safe Harbour Task Force takes steps each January, and throughout the year to identify, support and help keep safe youth and children in Tioga County who are impacted by the Commercial Sexual Exploitation of Children. Tioga County Safe Harbour also works with community agencies, schools, families, and services organizations to reduce the risk of exploitation of our children by providing education, prevention, and awareness; and

WHEREAS: The commercial sexual exploitation of children is not only a global, but a local problem; the safety of our children depends on a community response; and

WHEREAS: The aftermath of child sexual exploitation is evident not only among the child affected, but their family and community at large; and

WHEREAS: The success of prevention and awareness programs such as Safe Harbour is enhanced by strong alliances with established services such as A New Hope Center, Cornell Cooperative Extension, Tioga Opportunities, the Tioga County District Attorney's Office, and many others; and

WHEREAS: All adults, youth and children should be aware of and be able to recognize the signs of commercial sexual exploitation of children, the risk it poses to our youth and the importance of children having a safe, risk-free community within which to live; therefore

THE TIOGA COUNTY LEGISLATURE, County of Tioga, does hereby Proclaim the month of January 2022 as

HUMAN TRAFFICKING AWARENESS MONTH

in Tioga County and call upon all citizens, community agencies, religious organizations, medical facilities, and businesses to increase their participation in our efforts to recognize and reduce the risk of the commercial sexual exploitation of children.

Dated: January 11, 2022

MARTHA SAUERBREY, CHAIR
TIOGA COUNTY LEGISLATURE